

## Summary Assessment and Performance Report of Accredited ACBSP Programs at DeVry University

The following DeVry University and its Keller Graduate School of Management programs have achieved voluntary accreditation from the Accreditation Council for Business Schools and Programs (ACBSP), [www.acbsp.org](http://www.acbsp.org), demonstrating that they have met standards of business education that promote teaching excellence:

### **DeVry University**

#### **Associate and Bachelor Degree Programs:**

- Associate of Applied Science in Accounting
- Bachelor of Science in Business Administration
- Bachelor of Science in Technical Management

### **Keller Graduate School of Management**

#### **Master Degree Programs:**

- Business Administration
- Human Resource Management
- Project Management
- Public Administration
- Information Systems Management
- Network & Communications Management

The ACBSP has also granted specialized accounting accreditation to the following established DeVry University degree programs:

- Bachelor of Science in Accounting
- Bachelor of Science in Business Administration with a specialization in accounting

- Bachelor of Science in Technical Management with a specialization in accounting

The Keller degree programs:

- Master of Science in Accounting
- Master of Business Administration with a specialization in Accounting
- Master of Accounting & Financial Management

The Bachelor of Science in Management program is not accredited by ACBSP. DeVry will seek accreditation for this program when appropriate in accordance with ACBSP procedures. Future accreditation is not guaranteed.

*For a full list of DeVry University's business and accounting degree programs accredited by ACBSP, please see the [Accreditation](#) page.*

*For a full list of Keller Graduate School of Management business and accounting programs accredited by ACBSP, please see the [Accreditation](#) page.*

Programs accredited by ACBSP provide information to the public about the program performance and student achievement. The undergraduate and graduate data for 2012 to 2016 below are specific to the ACBSP accredited programs at DeVry University and its Keller Graduate School of Management.

#### **Assessment Results:**

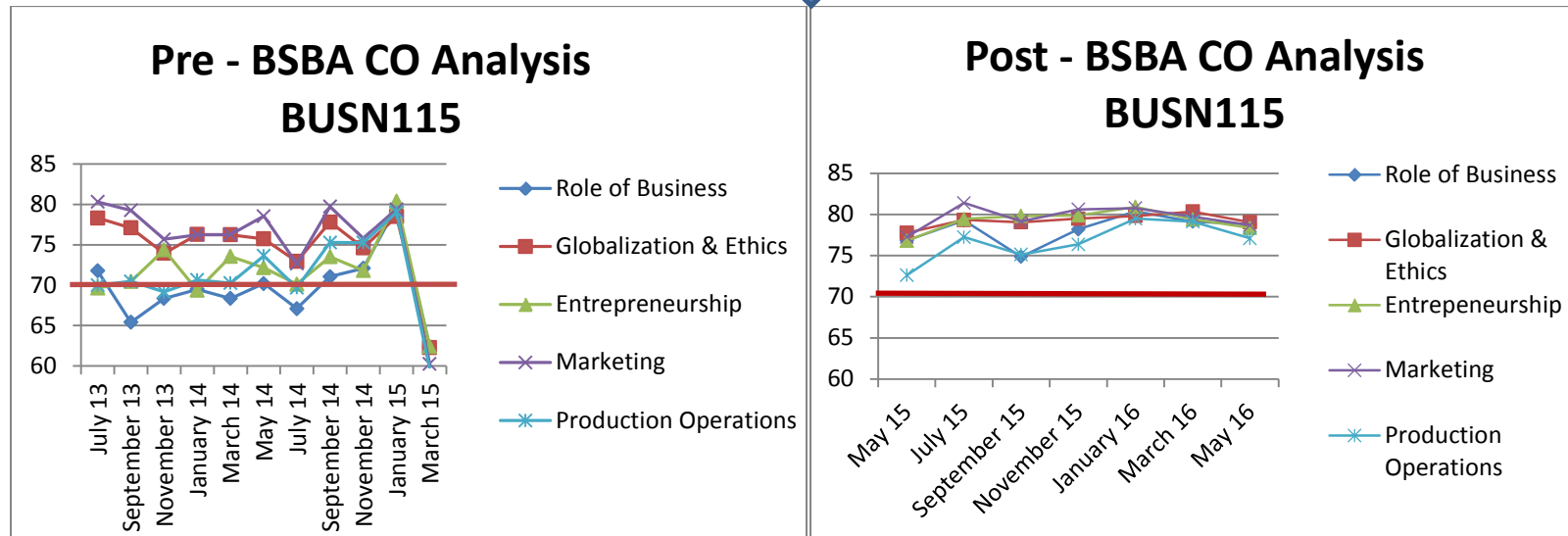
DeVry University uses course-level assessments to analyze student learning outcomes. DeVry University uses the Learning Outcomes Manager (LOM), our Learning Management System's central repository for storing, managing and analyzing the College of Business & Management's learning outcomes, and a collection of tools for defining and deploying assessment rubrics. DeVry University currently is assessing 49 courses across four undergraduate programs and eight graduate programs. The College's learning outcomes assessment committee and the assessment coordinator have identified the courses for assessing program objectives. To date, sufficient data points have been collected in the assessment of program objectives to allow faculty committees to create improvement recommendations.

The LOM internal benchmarks used to determine the need for faculty committees to review course content based on student performance are 70% at the undergraduate level and 80% at the graduate level. Course objectives assessed at a level more than 10% below the metric, are referred to the appropriate committee for analysis and course-specific improvement recommendations based on LOM based results.

The following charts are examples of course level assessments for the Bachelor of Science in Business Administration (BSBA) and the Master of Science in Business Administration (MBA) programs. The chart on the left includes data points for the course objectives (CO) for a particular course during a specified time frame. The chart on the right includes data points for COs for a particular course after faculty have reviewed the data in the chart and made curriculum recommendations.

The charts on the right for each of the below courses show significant improvements above the benchmarks for each of the course objectives after curriculum changes had been applied. DeVry University will continue to monitor the assessment results and revisit the benchmarks to help build students to a higher level. Faculty will continue to review assessment data and more curriculum changes have been recommended and will be applied.

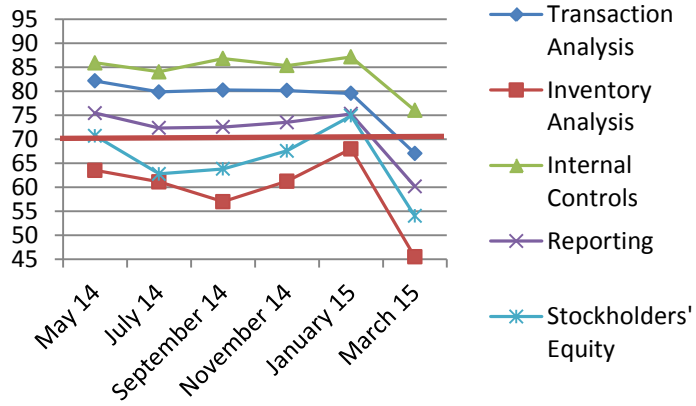
Faculty recommendations & curriculum update



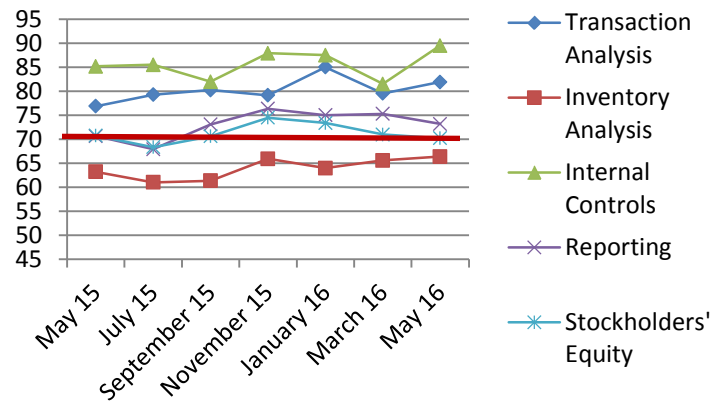
Faculty recommendations & curriculum update



### Pre - BSBA CO Analysis ACCT212



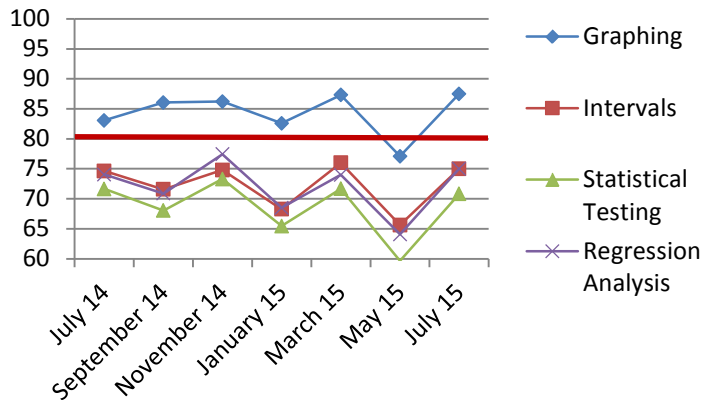
### Post - BSBA CO Analysis ACCT212



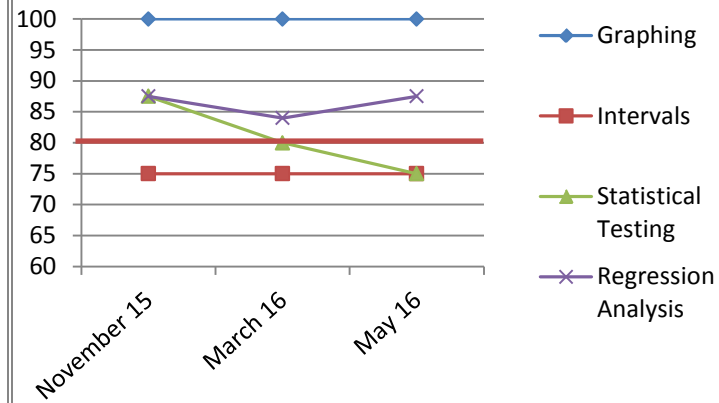
Faculty recommendations & curriculum update



### Pre - MBA CO Analysis MATH533



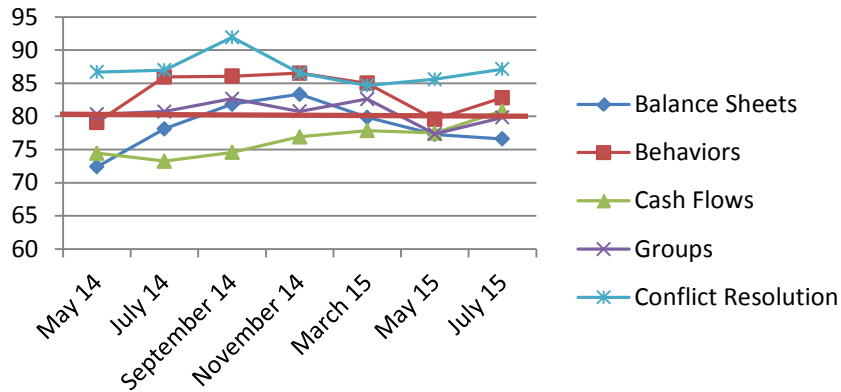
### Post - MBA CO Analysis MATH533



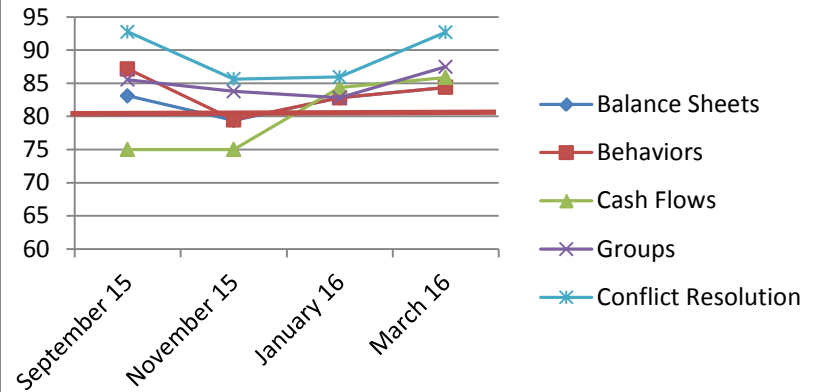
Faculty recommendations & curriculum update



### Pre - MBA CO Analysis ACCT504



### Post - MBA CO Analysis ACCT504



**Performance Results:**

The table below displays DeVry's practice of transparency and the ACBSP requirement to disclose program information.

***DeVry University – ACBSP Accredited Programs***

**Degrees Awarded July 1, 2012 - June 30, 2016**

*All Years Represent Fiscal Year*

Award Level / Program Name / Concentration	2012	2013	2014	2015	2016
Associate - Accounting (All Concentrations)	195	208	145	121	147
Bachelor - Accounting (All Concentrations)	0	5	22	51	60
Bachelor - Business Administration (All Concentrations)	1,715	1,800	1,699	1,434	1,283
Bachelor - Business Administration - Business Information Systems	85	64	50	44	41
Bachelor - Business Administration - Busn Intell & Analytics Mgmt	0	0	0	0	3
Bachelor - Business Administration - Finance	114	106	101	70	91
Bachelor - Business Administration - Global Supply Chain Management	0	0	0	0	23
Bachelor - Business Administration - Health Services Management	147	196	216	167	124
Bachelor - Business Administration - Hospitality Management	51	44	50	43	51
Bachelor - Business Administration - Human Resource Management	241	279	239	214	186
Bachelor - Business Administration - Project Management	164	165	166	124	118
Bachelor - Business Administration - Sales and Marketing	147	148	140	145	122
Bachelor - Business Administration - Small Business Mgmt & Entrepr	137	178	166	139	144
Bachelor - Technical Management (All Concentrations)	4,261	3,768	3,349	2,866	2,621
Bachelor - Technical Management - Accounting	440	372	303	278	248
Bachelor - Technical Management - Business Information Systems	112	95	87	87	87

Bachelor - Technical Management - Criminal Justice	264	237	170	133	112
Bachelor - Technical Management - Health Information Management	20	34	47	38	41
Master - Accounting (All Concentrations)	0	23	118	270	330
Master - Accounting and Financial Management (All Concentrations)	1,111	1,088	822	625	500
Master - Accounting and Financial Management - Certified Public Accountant	934	918	696	528	410
Master - Business Administration (All Concentrations)	3,590	3,793	3,130	2,536	2,247
Master - Business Administration - Accounting	516	545	429	405	288
Master - Business Administration - Busn Intell & Analytics Mgmt	0	0	0	4	34
Master - Business Administration - Customer Experience Management	0	0	0	3	7
Master - Business Administration - Entrepreneurship	0	0	3	18	31
Master - Business Administration - Finance	246	276	232	182	162
Master - Business Administration - General Management	217	220	181	134	118
Master - Business Administration - Global Supply Chain Management	0	0	0	7	27
Master - Business Administration - Health Services	208	253	211	185	179
Master - Business Administration - Hospitality Management	37	48	48	50	40
Master - Business Administration - Human Resources	407	443	377	284	240
Master - Business Administration - Information Security	66	66	53	52	39
Master - Business Administration - Information Systems Mgmt	123	139	129	117	102
Master - Business Administration - International Business	67	89	83	62	48
Master - Business Administration - Marketing	181	208	176	112	112
Master - Business Administration - Network & Comm Management	53	53	48	31	41
Master - Business Administration - Project Management	591	576	583	477	397
Master - Business Administration - Public Administration	53	54	63	55	42
Master - Human Resources Management (All Concentrations)	504	569	514	378	364
Master - Information Systems Management (All Concentrations)	546	602	532	474	445
Master - Information Systems Management - Data Administration and Mgmt	55	60	56	47	53
Master - Information Systems Management - Health Information System Mgmt	42	35	44	21	26



Master - Information Systems Management - Information Security	102	135	131	131	125
Master - Information Systems Management - Information System Application	10	3	8	5	13
Master - Information Systems Management - Information Systems Tools	47	58	43	45	45
Master - Information Systems Management - Network Management	30	31	25	26	25
Master - Information Systems Management - Project Management	65	88	94	81	68
Master - Network & Communications Management (All Concentrations)	196	178	169	132	155
Master - Network & Communications Management - Information Security	70	73	62	47	52
Master - Network & Communications Management - Network Applications	3	4	11	15	15
Master - Network & Communications Management - Project Management	20	12	22	18	17
Master - Network & Communications Management - Wireless	38	32	29	23	21
Master - Project Management (All Concentrations)	632	632	455	423	319
Master - Public Administration (All Concentrations)	330	355	326	239	177
Master - Public Administration - Government Management	104	95	96	66	55
Master - Public Administration - Healthcare Management	141	162	156	123	86
Master - Public Administration - Nonprofit Management	85	98	74	50	36